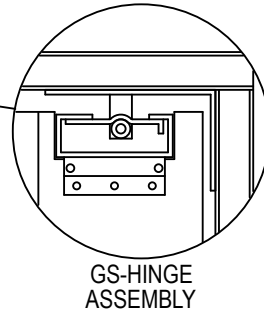
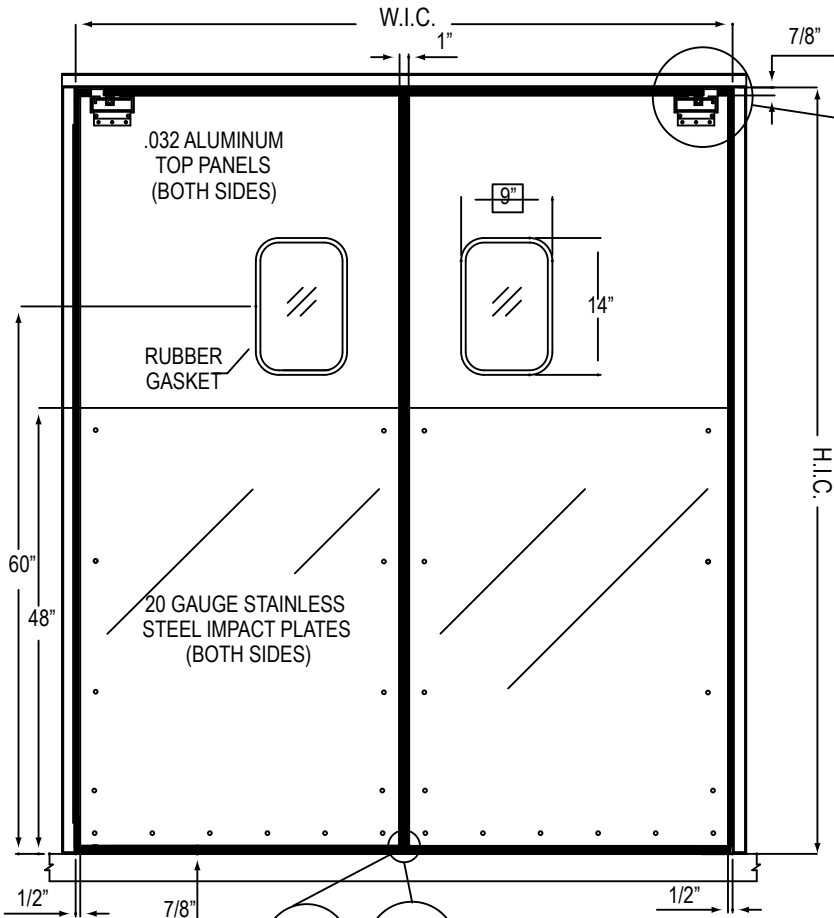
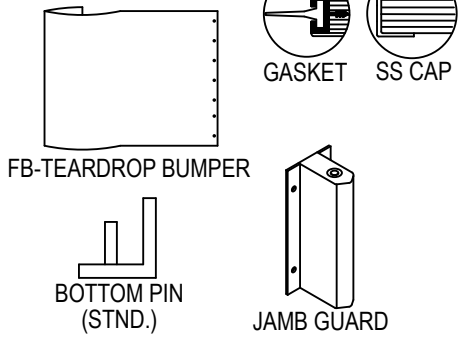


# DOUBLE-ACTING RIGID TRAFFIC DOOR



Doors to be constructed of a 3/4" exterior grade solid wood core, 1" total door thickness

- Top Panel:** .032" tempered aluminum alloy with satin anodized finish
- Bottom Plate:** 48" high stainless steel
- Window:** 9" x 14" clear acrylic set in black rubber molding



**National ACCESS DESIGN LLC**

(513) 351-3400      nadllc@fuse.net

[www.nationalaccessdesign.com](http://www.nationalaccessdesign.com)

**DOOR SPECIFICATIONS**

Opening Width \_\_\_\_\_ x Height \_\_\_\_\_

Qty. \_\_\_\_\_

BI-PARTING       SINGLE PANEL

L     R

**TEARDROP BUMPER**

FB12"       FB18"       FB24"

FB30"       FB36"       FB42"

FB48"

**EDGE TRIM**

STAINLESS STEELCAPS - 9000ALC

PVC (RIGID) - 9000ALC

FULL GASKET- 9000ALCG

**WINDOW SIZE**

9"x14"       14"x16"

22"x22"       10"x30"

**HARDWARE OPTIONS**

(STANDARD) GS HINGE W/ BOTTOM PIN

GS HINGE W/ (OPTIONAL) 10" JAMB GUARD

(OPTIONAL) STAINLESS STEELGS HINGE W/ SS BOTTOM PIN

(OPTIONAL) STAINLESS STEELGS HINGE W/ SS 10" JAMB GUARD

(OPTIONAL) STAINLESS STEEL 10" JAMB GUARD W/ STANDARD HINGES

Charges will be assumed by buyer for changes or cancellations to work in process. Buyer hereby accepts responsibility for all sizes and dimensions. This order will not be processed until all acknowledgement forms are signed and returned.

Specification accepted by: \_\_\_\_\_

Date: \_\_\_\_\_

**NAD Model 9000ALC**

---

JOB NAME/LOCATION

---

CUSTOMER/LOCATION

---

CUST. ORDER NO. \_\_\_\_\_

CUST. P.O. NO. \_\_\_\_\_