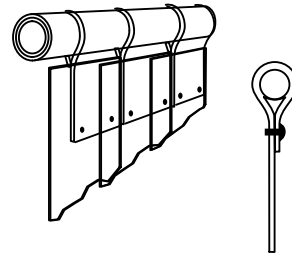
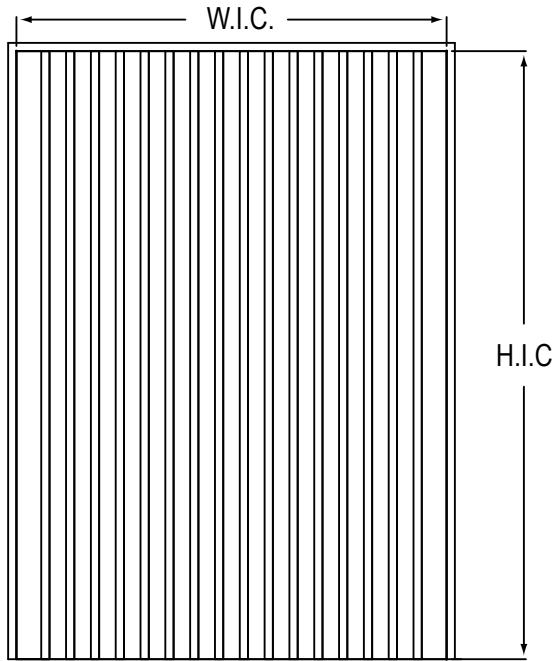
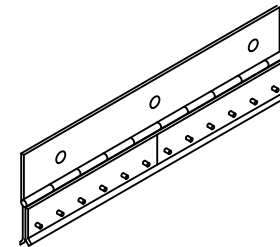


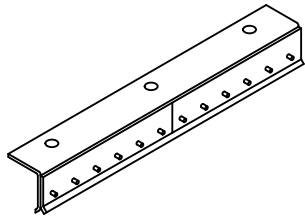
# STRIP DOORS



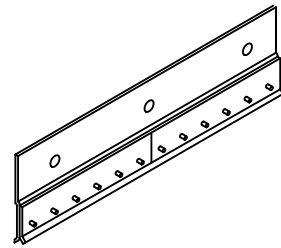
SADDLE MOUNT (SM)



CONTINUOUS HINGE MOUNT (CHM)



HEADER MOUNT (HM)



WALL MOUNT (WM)

**DOOR SPECIFICATION**

Opening Width \_\_\_\_\_ x Height \_\_\_\_\_

Qty. \_\_\_\_\_

Door Size (IF DIFFERENT) \_\_\_\_\_ x \_\_\_\_\_

**STRIP WIDTH**

- 6" X .060       8" X .080
- 12" X .120     16" X .160

**MATERIAL OPTIONS**

- STND (STANDARD)       LOW TEMP
- RIBBED                       EXTRALOW TEMP
- LOW TEMP REINFORCED     AMBER WELD

**OVERLAP**

- FULL OVERLAP
- PARTIAL OVERLAP

**HARDWARE OPTIONS - GALVANIZED STANDARD**

- HM (STD)     WM     STAINLESS STEEL
- CHM         SM     ALUM

Charges will be assumed by buyer for changes or cancellations to work in process. Buyer hereby accepts responsibility for all sizes and dimensions. This order will not be processed until all acknowledgement forms are signed and returned.

Specification accepted by: \_\_\_\_\_

Date: \_\_\_\_\_

<b>NAD- STRIPDOOR</b>
JOB NAME/LOCATION
CUSTOMER/LOCATION
CUST. ORDER NO.
CUST. P.O. NO.