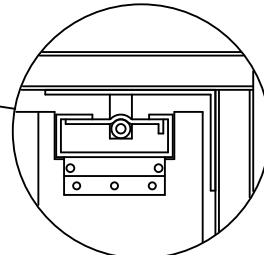
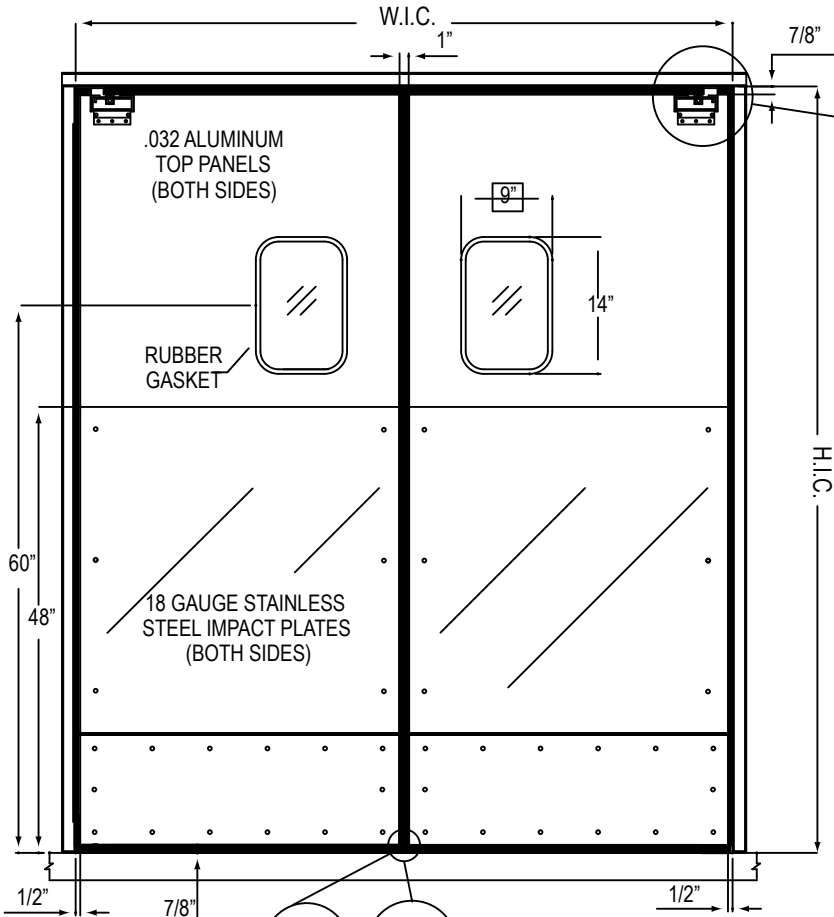
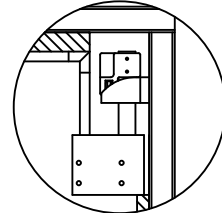


DOUBLE ACTING



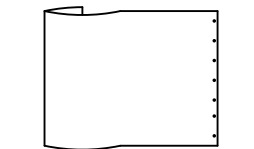
GS-HINGE ASSEMBLY



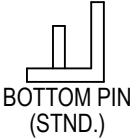
V-CAM ASSEMBLY (OPTIONAL)

Doors to be constructed of a 3/4" exterior grade solid wood core, 1" total door thickness

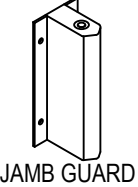
- Top Panel:** .032" tempered aluminum alloy with satin anodized finish (both sides)
- Center Plate:** 30" high stainless steel (front), galvanized steel (rear)
- Back Channel:** grade "D" mill galvanized steel
- Window:** 9" x 14" clear acrylic set in black rubber molding



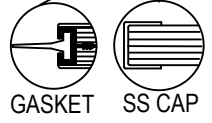
FB-TEARDROP BUMPER



BOTTOM PIN (STND.)



JAMB GUARD



GASKET SS CAP

(513) 351-3400

nadllc@fuse.net

www.nationalaccessdesign.com

DOOR SPECIFICATION

Opening Width _____ x Height _____

Qty. _____

- BI-PARTING
- SINGLE PANEL
- L
- R

TEARDROP BUMPER

- FB12"
- FB18"
- FB24"
- FB30"
- FB36"
- FB42"
- FB48"

EDGE TRIM

- STAINLESS STEELCAPS - 9000ALC
- PVC (RIGID) - 9000ALC
- FULLGASKET- 9000ALCG

WINDOW SIZE

- 9"x14"
- 14"x16"
- 22"x22"
- 10"x30"

HARDWARE OPTIONS

- (STANDARD) GS HINGE W/ BOTTOM PIN
- GS HINGE W/ (OPTIONAL) 10" JAMB GUARD
- (OPTIONAL) STAINLESS STEELGS HINGE W/ SS BOTTOM PIN
- (OPTIONAL) STAINLESS STEELGS HINGE W/ SS 10" JAMB GUARD
- (OPTIONAL) STAINLESS STEEL10" JAMB GUARD W/ STANDARD HINGES

Charges will be assumed by buyer for changes or cancellations to work in process. Buyer hereby accepts responsibility for all sizes and dimensions. This order will not be processed until all acknowledgement forms are signed and returned.

Specification accepted by: _____

Date: _____

NAD Model 9000ALC
JOB NAME/LOCATION
CUSTOMER/LOCATION
CUST. ORDER NO.
CUST. P.O. NO.