

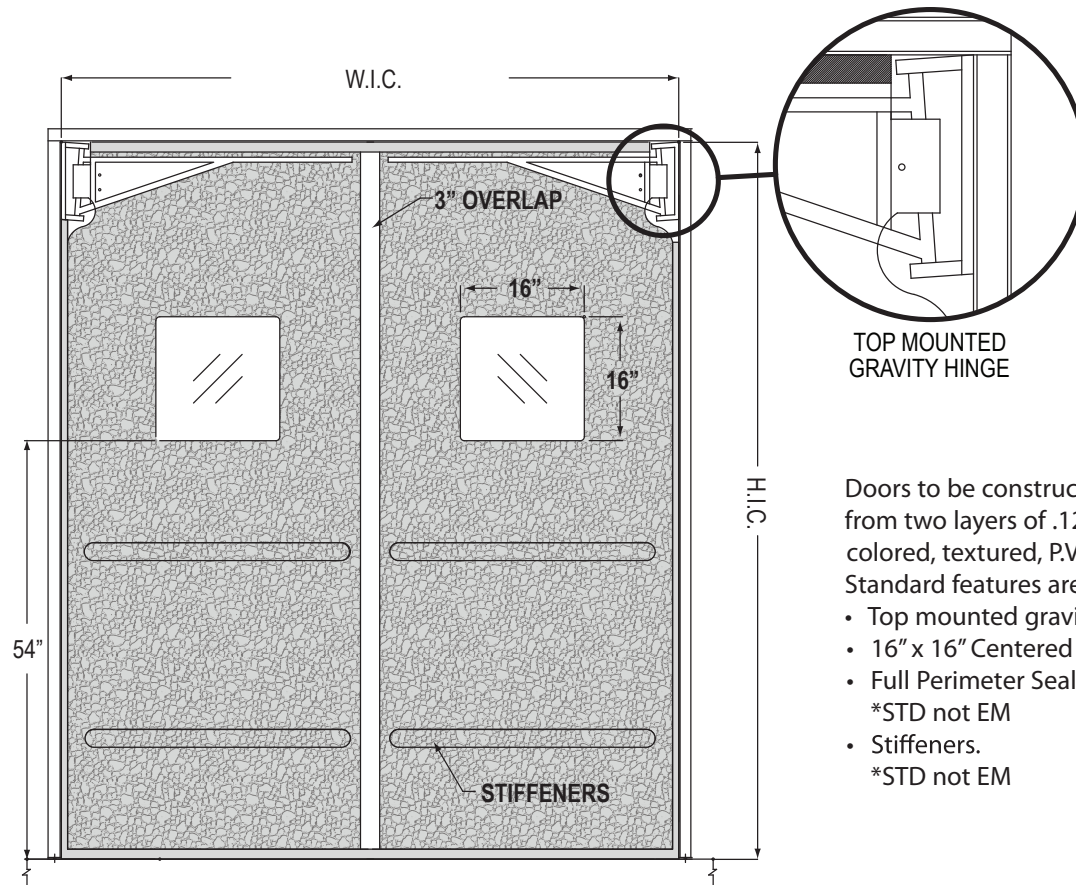
DOUBLE ACTING "FLEXIBLE" TRAFFIC DOORS STANDARD & ECONOMY MODELS - RETAIL APPLICATIONS

National ACCESS DESIGN LLC

(513) 497-9203

nadllc@fuse.net

www.nationalaccessdesign.com



TOP MOUNTED GRAVITY HINGE

Doors to be constructed from two layers of .120 colored, textured, P.V.C. Standard features are:

- Top mounted gravity hinges.
 - 16" x 16" Centered Window.
 - Full Perimeter Seal.
 - Stiffeners.
- *STD not EM

DOOR SPECIFICATION

Opening Width _____ x Height _____

Qty. _____

BI-PARTING

SINGLE PANEL

L

R

DOOR MODEL

1110

1110EM

TEXTURED PVC COLOR OPTIONS

BLACK

BLUE

BEIGE

BROWN

LT. GRAY

GREEN

RED

DK. GRAY

WINDOWS SIZES

16"x16" (STANDARD)

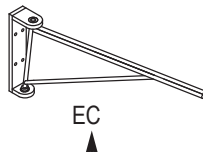
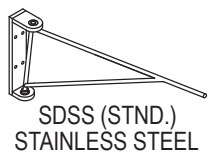
22" x 22"

OTHER

WINDOW LOCATION

CENTERED (STANDARD)

OFFSET



*For Economy Model EM.

Charges will be assumed by buyer for changes or cancellations to work in process. Buyer hereby accepts responsibility for all sizes and dimensions. This order will not be processed until all acknowledgement forms are signed and returned.

Specification accepted by: _____

Date: _____

NAD-1100 FLEX DOOR

JOB NAME/LOCATION

CUSTOMER/LOCATION

CUST. ORDER NO.

CUST. PO ORDER NO.